

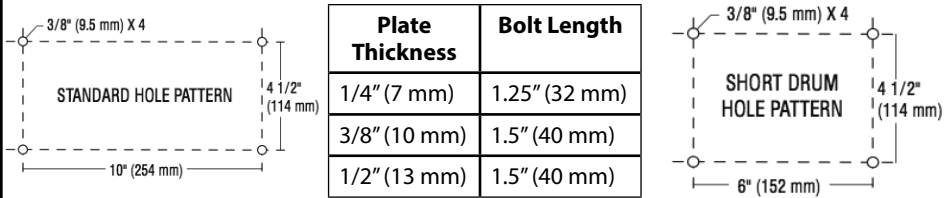
PREMIUM

Always Read All Product Literature **BEFORE** installing product.
<https://www.warn.com/manuals/index.jsp>

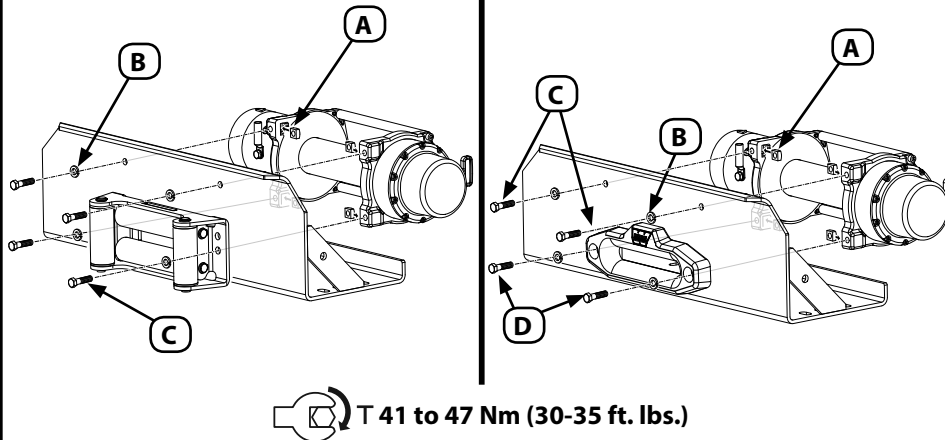
⚠ WARNING

- **Always** position fairlead with warning readily visible on top.
- **Always** use class 8.8 metric (grade 5) or better hardware.
- **Never** weld mounting bolts.
- **Never** use bolts that are too long.
- **Always** confirm required bolt length to ensure proper thread engagement.
- **Always** complete the winch installation and hook attachment before installing the wiring.

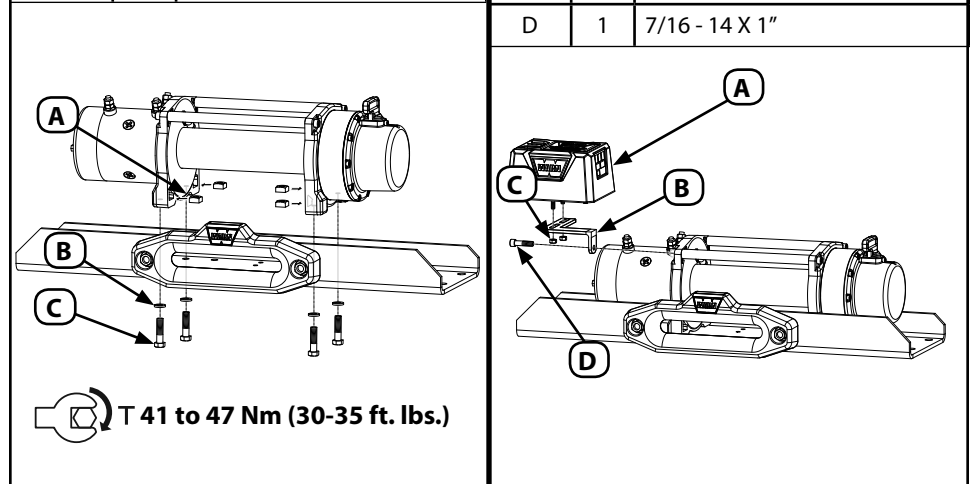
Mounting



Item	Qty	Description	Item	Qty	Description
A	4	3/8 - 16	A	4	3/8 - 16
B	4	3/8" (9.5 mm)	B	4	3/8" (9.5 mm)
C	4	3/8 - 16 x 1 1/4"	C	2	3/8 - 16 x 1 1/4"
			D	2	3/8 - 16 x 1 1/2"



Item	Qty	Description	Item	Qty	Description
A	4	3/8 - 16	A	1	Control Pack
B	4	3/8" (9.5mm)	B	1	Bracket
C	4	3/8 - 16 x 1 1/4"	C	2	M6 x 10



Wiring

⚠ WARNING

- **Always** remove jewelry and wear eye protection when making battery connections.
- **Never** route electrical cables across sharp edges.
- **Never** route electrical cables near parts that get hot.
- **Never** route electrical cables over battery terminals.
- **Never** route electrical cables through or near moving parts.
- **Always** insulate and protect all exposed wiring and electrical terminals.
- **Always** place the supplied terminal boots on wires and terminals.

